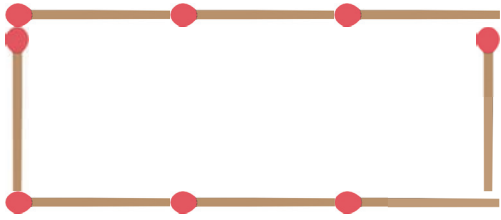
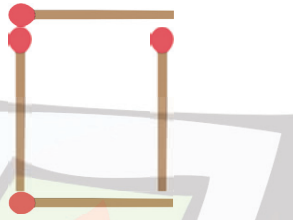
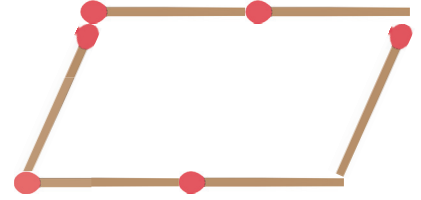


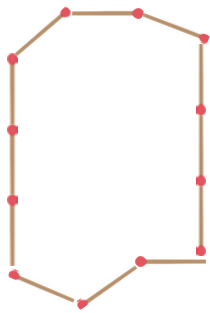
De omtrek berekenen

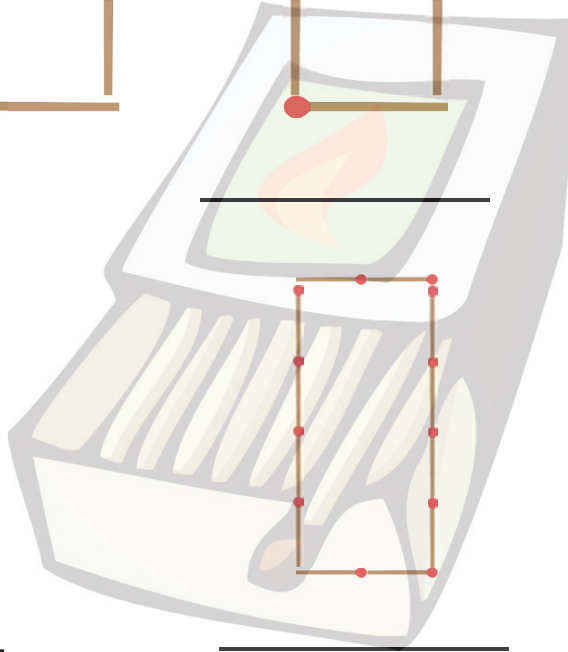
1 Kijk goed naar de figuren. Met hoeveel luciferhoutjes wordt de omtrek afgebeeld?

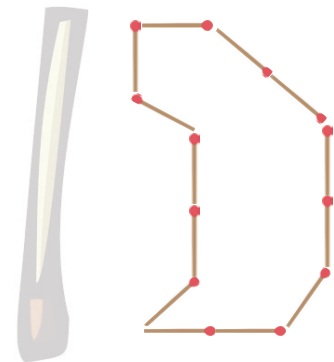










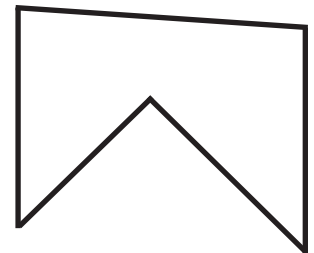


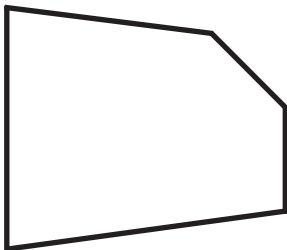



2 Meet de omtrek met een liniaal uit en schrijf de lengte in mm op!
















De omtrek berekenen

- 3** Anna moet als huiswerk sommen over de omtrek maken. Controleer Anna's uitkomsten en onderstreep alleen de juiste resultaten!

$$\begin{array}{r} l = 5 \text{ cm} \\ b = 6 \text{ cm} \\ \hline O = 22 \text{ cm} \end{array}$$

$$\begin{array}{r} l = 8 \text{ m} \\ b = 2 \text{ m} \\ \hline O = 10 \text{ m} \end{array}$$

$$\begin{array}{r} l = 14 \text{ cm} \\ b = 6 \text{ cm} \\ \hline O = 37 \text{ cm} \end{array}$$

$$\begin{array}{r} z = 5 \text{ dm} \\ \hline O = 30 \text{ dm} \end{array}$$

$$\begin{array}{r} l = 5 \text{ m} \\ b = 20 \text{ m} \\ \hline O = 50 \text{ m} \end{array}$$

$$\begin{array}{r} l = 12 \text{ mm} \\ b = 15 \text{ mm} \\ \hline O = 54 \text{ mm} \end{array}$$

$$\begin{array}{r} z = 9 \text{ dm} \\ \hline O = 36 \text{ dm} \end{array}$$

$$\begin{array}{r} l = 16 \text{ cm} \\ b = 18 \text{ cm} \\ \hline O = 44 \text{ cm} \end{array}$$

$$\begin{array}{r} l = 24 \text{ m} \\ b = 5 \text{ m} \\ \hline O = 58 \text{ m} \end{array}$$

$$\begin{array}{r} z = 12 \text{ mm} \\ \hline O = 48 \text{ mm} \end{array}$$

- 4** Zijn de volgende omzetsberekeningen goed of fout? Als ze verkeerd zijn, schrijf dan op welke fout er werd gemaakt!

$$\begin{array}{r} l = 22 \text{ cm} \\ b = 12 \text{ cm} \\ \hline \end{array}$$

De omtrek is 34 cm.

$$\begin{array}{r} l = 17 \text{ m} \\ b = 9 \text{ m} \\ \hline \end{array}$$

De omtrek is 43 meter.

$$\begin{array}{r} l = 34 \text{ mm} \\ b = 16 \text{ mm} \\ \hline \end{array}$$

De omtrek is 10 cm.